



CIP | COMMUNITY INFRASTRUCTURE PROGRAMME

CIP aims to create collaborative working across community professions & organisations to support recovery & build resilience



CIP outcome 1

Whole system pathway approach providing seamless cross-organisational care, treatment & support for people in their home




CIP outcome 6

Unnecessary access to secondary care is prevented wherever possible




SPPC WS6
27 Oct 2021 v1




CIP outcome 2

People live well & remain in their own home whether this is in the community, residential supported living, nursing home or other setting



CIP outcome 7

Enabling higher quality care and value through reducing variation, waste and harm



CIP outcome 3

When required, support & care is accessible, timely & in the individual's preferred setting by the appropriate professional or service to meet their needs

How will the CIP achieve this aim and deliver these outcomes?

As a core part of the SPPC 24/7 work stream, CIP will define the fundamental infrastructure required to deliver a 24/7 integrated multi-professional community model. It will assist health boards, local authorities & key partners in being able to provide the required infrastructure to do so. CIP has three component parts:

1. Provision of evidence-based guidance, frameworks & quality statements
2. Development & utilisation of supporting data that demonstrate value & impact
3. Interface between the NHS Delivery Unit & National Collaborative Commissioning Unit regarding definitions, indicators, data collection, modelling & assessing demand/ capacity for intermediate care.

Multi-Professional Framework: Key Stakeholder Group

Series of task & finish groups/ workshops

Community nursing
e.g. minimum specification

Multi-professional models
e.g. virtual wards

Care homes
e.g. support around the person